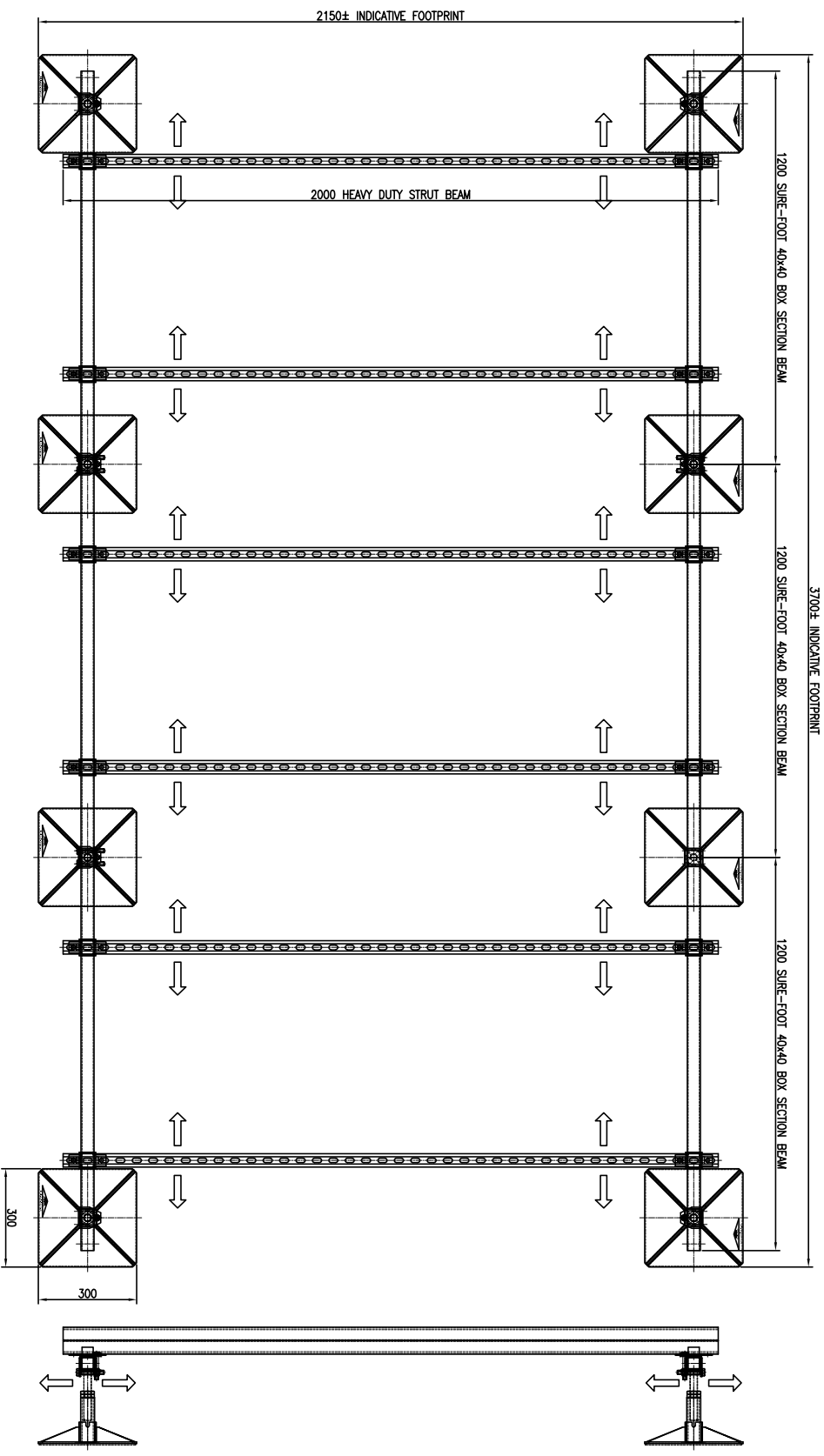
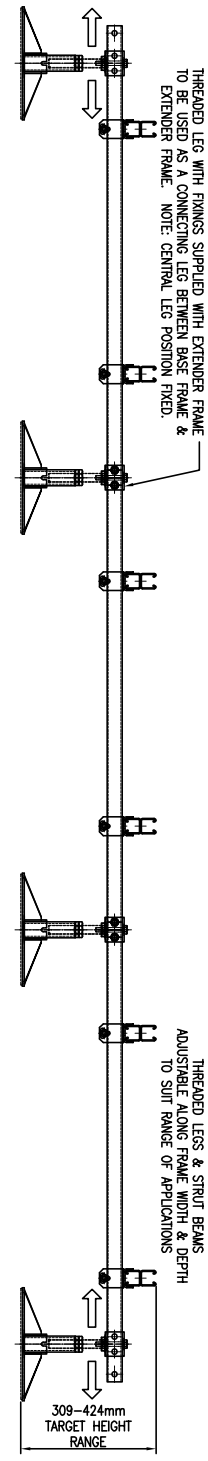


FIRST ANGLE PROJECTION - DO NOT SCALE - IF IN DOUBT ASK - ALL MEASUREMENTS IN MM - REMOVE ALL SHARP EDGES - TOLERANCES UNLESS STATED: LINEAR±0.5 TOL/ ANGULAR±0.5 DEG.



PRODUCT REFERENCE: SF300-F8-2.0M  
- TYPICAL ASSEMBLED COMPONENTS

© COPYRIGHT ROOF-PRO LTD

REMARKS:  
THIS DRAWING IS INDICATIVE OF THE SURE-FOOT RANGE OF STANDARD COMPONENTS ONLY. IT IS THE CLIENT'S RESPONSIBILITY TO ENSURE THE USE OF THESE COMPONENTS IS SUITABLE FOR THEIR SPECIFIC REQUIREMENTS.



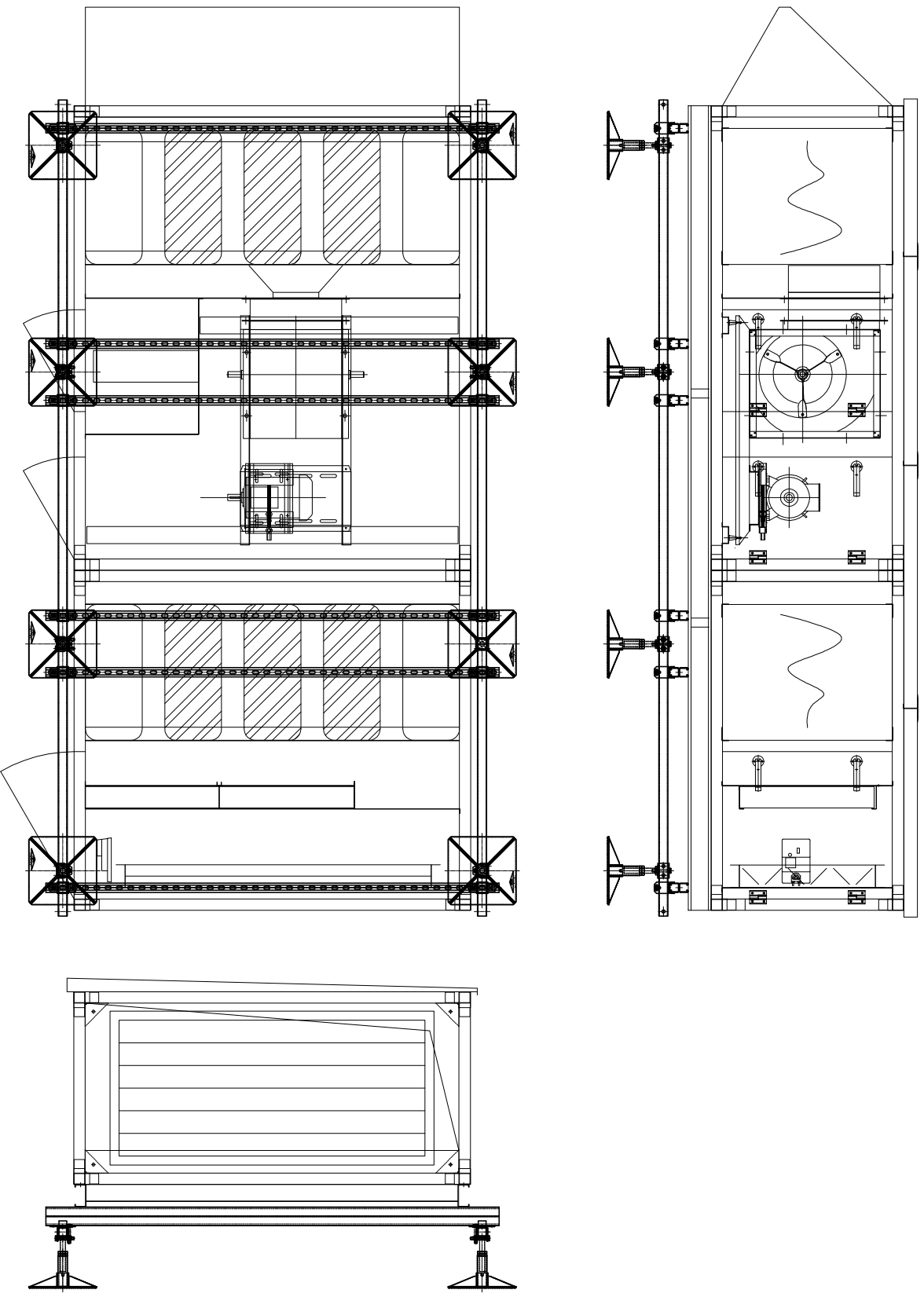
Polwell Lane, off Station Road  
Burton Latimer, NN15 5PS, UK  
Tel: +44 (0)1536 383 865  
Email: surefoot@roof-pro.co.uk  
Website: www.roof-pro.co.uk

PRODUCT:  
**300 (8 LEG) FRAME (2.0M)**



|             |                 |
|-------------|-----------------|
| SCALE @ A4: | NTS             |
| DRAWN BY:   | CAD             |
| DATE:       | 01/04/14        |
| CHECKED BY: | CAD             |
| DATE:       | 01/04/14        |
| DRAWING No. | SF300-F8-2.0M 1 |
| REV:        | -               |

FIRST ANGLE PROJECTION - DO NOT SCALE - IF IN DOUBT ASK - ALL MEASUREMENTS IN MM - REMOVE ALL SHARP EDGES - TOLERANCES UNLESS STATED LINEAR±0.5 TOL/ ANGULAR±0.5 DEG.



REMARKS: © COPYRIGHT ROOF-PRO LTD

THIS DRAWING IS INDICATIVE OF THE SURE-FOOT RANGE OF STANDARD COMPONENTS ONLY. IT IS THE CLIENT'S RESPONSIBILITY TO ENSURE THE USE OF THESE COMPONENTS IS SUITABLE FOR THEIR SPECIFIC REQUIREMENTS.



Polwell Lane, off Station Road  
 Burton Latimer, NN15 5PS, UK

Tel: +44 (0)1536 383 865  
 Email: surefoot@roof-pro.co.uk  
 Website: www.roof-pro.co.uk

PRODUCT:  
 300 (8 LEG) FRAME (2.0M)  
 TYPICAL APPLICATION



|             |                 |
|-------------|-----------------|
| SCALE @ A4: | NTS             |
| DRAWN BY:   | CAD             |
| DATE:       | 01/04/14        |
| CHECKED BY: | CAD             |
| DATE:       | 01/04/14        |
| DRAWING No. | SF300-F8-2.0M 2 |
| REV:        | -               |