

PRODUCT REFERENCE: SF450-F4-2.0M  
- TYPICAL ASSEMBLED COMPONENTS

REMARKS:  
THIS DRAWING IS INDICATIVE OF THE SURE-FOOT RANGE OF STANDARD COMPONENTS ONLY. IT IS THE CLIENT'S RESPONSIBILITY TO ENSURE THE USE OF THESE COMPONENTS IS SUITABLE FOR THEIR SPECIFIC REQUIREMENTS.



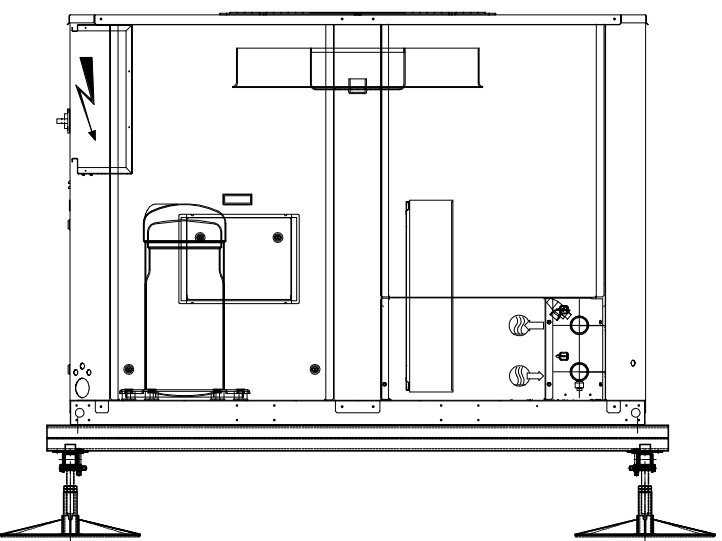
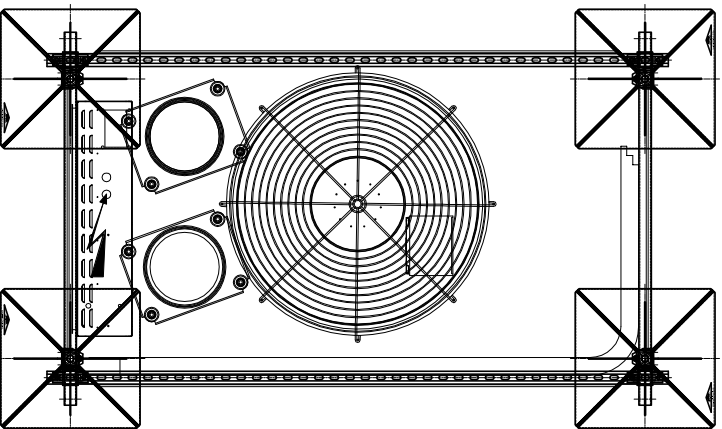
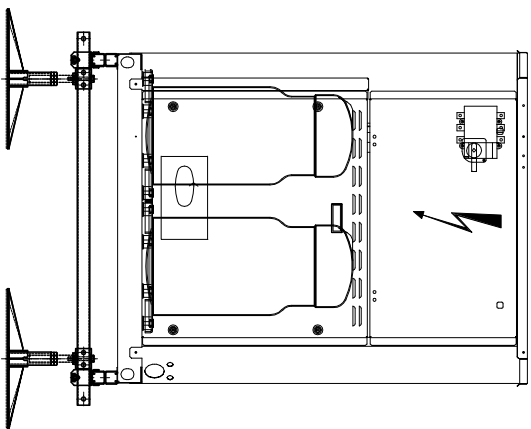
Polwell Lane, off Station Road  
Burton Latimer, NN15 5PS, UK  
Tel: +44 (0)1536 383 865  
Email: surefoot@roof-pro.co.uk  
Website: www.roof-pro.co.uk

PRODUCT:  
450 (4 LEG) FRAME (2.0M)



SCALE @ A4:	NTS
DRAWN BY:	CAD
DATE:	01/04/14
CHECKED BY:	CAD
DATE:	01/04/14
DRAWING No.	SF450-F4-2.0M 1
REV:	-

FIRST ANGLE PROJECTION - DO NOT SCALE - IF IN DOUBT ASK - ALL MEASUREMENTS IN MM - REMOVE ALL SHARP EDGES - TOLERANCES UNLESS STATED LINEAR±0.5 TOL/ ANGULAR±0.5 DEG.



REMARKS: © COPYRIGHT ROOF-PRO LTD

THIS DRAWING IS INDICATIVE OF THE SURE-FOOT RANGE OF STANDARD COMPONENTS ONLY. IT IS THE CLIENT'S RESPONSIBILITY TO ENSURE THE USE OF THESE COMPONENTS IS SUITABLE FOR THEIR SPECIFIC REQUIREMENTS.



Polwell Lane, off Station Road  
Burton Latimer, NN15 5PS, UK

Tel: +44 (0)1536 383 865  
Email: surefoot@roof-pro.co.uk  
Website: www.roof-pro.co.uk

PRODUCT:  
450 (4 LEG) FRAME (2.0M)  
TYPICAL APPLICATION



SCALE @ A4:	NTS
DRAWN BY:	CAD
DATE:	01/04/14
CHECKED BY:	CAD
DATE:	01/04/14
DRAWING No.	SF450-F4-2.0M 2
REV:	-